



SOFTBALL NEW ZEALAND 2021/2022 YEARBOOK  
Includes the Annual Report & Audited Accounts for 2022



# Our Commercial Partners

## DIAMOND PARTNERS

---



## FISCAL PARTNERS

---



## PRODUCT PARTNERS

---



## CHARITABLE TRUST PARTNERS

---



# OBITUARIES

## LYNDSEY LEASK

Former New Zealand Softball Association (NZSA) President Lyndsey Leask will be remembered forever as one of our ablest softball administrators and a steadfast champion of the women's game and secondary schools softball.



Lyndsey – the manager of New Zealand's world champion women's team in 1982 - became the NZSA's first female president in 1993. She brought to the role great intelligence, plus 25 years of service as a NZSA councillor, player, coach, manager, and administrator at club, provincial, and national levels.

Lyndsey's passion for softball began as a student at Papanui High School, and she became a proud member of the Monowai club. She played an integral part as a player and administrator. This Christchurch club dominated the New Zealand domestic scene, winning seven Dustin Cup national titles between 1959 and 1968. She also represented Canterbury as an outfielder. Lyndsey later coached Canterbury for eight years, coaching them to their first national title in 18 years in 1982. She also found time to serve the Canterbury association as an executive member and secretary and was first elected to the NZSA council in 1968.

She became the team manager of the NZ Women's team in 1977 and soon forged a successful rapport with head coach Ed Dolejs. Together, they took New Zealand to their first women's world championship medal – bronze – at the 1978 world championships in El Salvador. Lyndsey remained in charge for the 1982 world championships in Taiwan, where New Zealand won a memorable gold medal.

A Burnside High School commercial teacher, Lyndsey started the Burnside club in 1972 with the late Gavin Britt, a former softballer and inspirational intermediate school art teacher and coach. Under her wing, Burnside became New Zealand softball champions, supplying Robyn Storer and Jane Earnshaw to the 1982 world series gold medal team. She also took great pride at seeing former Burnside High and Burnside club charges such as Helen Townsend and Mandy Karatau graduate to the White Sox.

Using her organising skills and education sector contacts, Lyndsey was instrumental in starting the popular national secondary school softball tournaments from the early 1980s. Her name will live on with national secondary school teams playing for the Lyndsey Leask Trophy.

Lyndsey served as NZSA vice-president to Ray Weaver for 10 years before taking over his role in 1993. The NZSA was restructured into Softball NZ in

1996 with a board led by a chairperson. Lyndsey remained in the ceremonial president role until 1998 and served as patron to 2001, before retiring after 33 years' continual service to the national body. Lyndsey also served for many years on the International Softball Federation and was appointed to the technical committee for the first Olympic Games softball tournament in Columbus, Georgia in 1996, such was her standing in the game.

While Lyndsey never sought personal honours, she was awarded a QSM (Queen's Service Medal) by the NZ Government in 1986 and later became a NZ Softball life member. She was inducted into the World Softball Hall of Fame in 1999 and the Softball NZ Hall of Fame in 2016.

## ELAINE KARSTEN



One of Southland softball's most popular stalwarts, Elaine held many roles within the association, as an administrator, player, umpire, coach, and scorer.

Her dedication to the sport was acknowledged in 2001 when she was made a life member of the Southland

Softball Association. She was honoured by Sport Southland (now Active Southland), with a Service to Sport Award at the Southland Sports Awards. In 1985 Softball NZ also awarded her with a Distinguished Service Award for her service to the game.

Elaine's highlights of a distinguished career in softball were being selected to officiate as an umpire at the World Women's Series in Auckland (1986) and as a scorer at the 2004 Men's World Series in Christchurch.

She was Softball NZ's chief statistician since 2013, and was instrumental in setting up official player test numbers, and test caps in recent years. Her husband of 57 years, Don Karsten, has also been heavily involved in softball.

In 2012 Elaine was featured in *The Southland Times'* Legend of Sports series where she was described as "Mrs Softball". On top of it all she wrote a weekly article for *The Southland Times* for 16 years wrapping up the weekend's softball action in Southland.

She often said, "I have a special love of tournaments that can take you all over the country and I enjoy meeting and communicating with the countless good people who share my love of softball."

### TREVOR PINCHEN

Trevor joined Eden Roskill in the Mid 1940's, after coming from the Miramar club in Wellington. He was a player, coach, committee member, President, and Life member of the club.



Trevor was part of the 1st Auckland club team to win the John Lennon (now NZ Club National) and which Eden did 2 years in a row, 1949/50 and 1950/51. Trevor also played for Auckland and then coached the Auckland Premier side for a few years.

Trevor became a 'Legend of Auckland Softball' in the 1938 - 58 group.

### RAY CRANCH



Ray started his softball career in the mid 1940's at the Victory Club, he then moved when Victory amalgamated with Eden Club in 1951.

He played for Auckland Premier men's & captained the team when they won the National title in 1949-50. Ray was made a Legend of Auckland in the 1938-58 group. This was a legendary group, that set the ground work for softball in the Auckland area. Ray was also a legend in Auckland & NZ Rugby League.

A true Gentleman, a passionate lover of his chosen sports & an infectious smile.

### MEL DAVIES

Mel started his softball as a junior at the Bears Club. He then went on to play for Bears, Roskill, and Ramblers at the Senior level.



Mel first played for the Auckland Senior National team in the 1955/56 season, and went on to play for 14 seasons. He was part of a very polished infield of which he was the 2nd baseman.

In 1961/62 he was in the North Island team and in 1965-66 he was named in the NZ 'B' team. Mel was named a 'Legend of Auckland Softball' for the 1958-1978 era.

### MARTHA RUSH (NEE YANDALL)

Most of Martha's softball was played at the NZ Samoa Society Club. The club won two NZ Club National titles with Martha as their catcher. She burst into the Auckland team at a young age in 1957-58. Martha played for Auckland for 20 seasons and was captain in her last year.



It was said that Martha was perhaps the only women who could have played successfully in the top men's grades. She was powerful, aggressive with a huge throw and big bat.

Martha played in ten NZ National teams, toured Australia in 1973 and played Australia and US Club sides in NZ. In 1969 she was NZ Player of the Year and won the Wendy Rowse memorial bat as top batter at the NZ Nationals.

Martha was made a 'Legend of Auckland Softball,' and was inducted into the Softball NZ Hall of Fame. A truly memorable player in every way.

### RUSSELL MOFFAT



Russell Moffat started his softball career playing in Timaru for the Zingari Club. His sharp, analytical mind was attracted to softball scoring and he attained his SNZ scorers badge in the late 1970s.

By the 1980's Russell was attending National Tournaments as a tournament chief scorer and statistician and in 1985 Russell started his long association with the NZ Black Sox and Junior Black Sox teams, travelling with the gold medal winning Junior Black Sox. This was the first of many appointments to those teams, including the Gold Medal winning Black Sox in 1996 and 2000.

Russell moved to Christchurch in the early 1990s, team scoring for the Canterbury Red Sox for many years as well as playing the odd game for the Richmond Keas Club. His distinctive presence was often seen and felt around the diamonds, not only in Christchurch, but around the whole country.

At this time, Russell also became the Deputy Chief Scorer and it was his foresight and work from this time that in some ways he could be called the father of modern softball scoring in New Zealand. Reluctantly taking on the NZ Chief Scorer role in 2003 with the passing of his good friend Dale Tamehana, Russell led a new way of thinking for the SNZ scoring panel, sharing knowledge and developing capability in other scorers.

At the 2004 World Series as Chief Scorer, he introduced the team to one of his scoring mentors, John Joyce who instigated the formalised scoring



system in New Zealand. Attending the 2004 Athens Olympics as an official scorer was a highlight for Russell and an experience he has cherished since. His international experiences and achievements earned him a place not only in Softball NZ's Hall of Fame but also the ISF Hall of Fame. These honours he was characteristically humble about.

Russell was a mentor to many scorers and had an instinctive way of bringing out the best in any scorer. He believed that learning and self-development never stops and even as recently as 2020 when the WBSC scoring system was first used in New Zealand, he wanted to know more about it.

Russell Moffat leaves not only a huge gap in the softball scoring fraternity but also an even bigger legacy.

## **JOHN DAWSON**



John was a charismatic member of the Hutt Valley Softball Community and affiliated through initially the Railways Softball Club (where he was an understudy to Bill Massey) Cardinals, before making Hutt City United Softball Club his home.

New Zealand Black Sox number 21, John played 8 tests between 1972-80 which included the 1980 World Series in Tacoma, USA.

John was the battery coach of the Junior Black Sox team that took silver at the 1993 home World Series.

John was a member on the initial Softball NZ Board between 1997-99.



**NEW ZEALAND SOFTBALL  
ASSOCIATION INC**

*PRESENTS THE*

**85<sup>TH</sup> ANNUAL REPORT & ACCOUNTS**

FOR THE YEAR ENDED 31<sup>ST</sup> MAY 2022

# CONTENTS

OBITUARIES .....	1
CONTENTS.....	5
NZ SOFTBALL ASSOCIATION OFFICE BEARERS .....	6
MEMBERSHIP NUMBERS .....	7
CAPITATION FEES .....	8
SECTION 1 : THE BOARD .....	9
PRESIDENT'S REPORT – NICKY SHERRIFF .....	10
CHAIR & CHIEF EXECUTIVE'S REPORT – HOANI LAMBERT & TONY GILES .....	11
HONOURS .....	12
INTERNATIONAL SOFTBALL FEDERATION HALL OF FAME .....	12
SOFTBALL NEW ZEALAND HALL OF FAME .....	12
DISTINGUISHED SERVICE AWARDS .....	12
SOFTBALL NZ ANNUAL AWARDS 2020/2021 .....	13
SECTION 2 : REPORTS .....	14
SOFTBALL MANAGER'S REPORT - GLEN ROFF .....	15
CHIEF UMPIRE'S REPORT–WIREMU TAMAKI .....	17
CHIEF SCORER'S REPORT – LIL NATANA .....	18
SECTION 3 : THE GAME .....	19
NATIONAL TEAM RESULTS .....	20
2022 / 2023 NATIONAL TOURNAMENT FIXTURES.....	21
NATIONAL TOURNAMENT ENTRIES 1978 TO 2022 .....	22
SECTION 4 : FINANCIALS .....	24

# NZ SOFTBALL ASSOCIATION OFFICE BEARERS

<b>PATRON</b>	Bob Leveloff	<b>LIFE MEMBERS</b> (+ Passed; * ISF Hall of Fame)
<b>PRESIDENT</b>	Nicky Sherriff	Harry Atkin +
<b>CHAIRPERSON</b>	Hoani Lambert	Emma Bright +
<b>BOARD MEMBERS</b>	Rebecca Annan	Roy Dalton +
	Duncan Enoka	Ed Dolejs * +
	Steven Fast	Dale Eagar
	Megan Harlick	Merrell Ferguson *
	Lynda O'Cain	Don Freeman +
	Vaughan Dennison	Jim Gibson +
<b>CHIEF EXECUTIVE</b>	Tony Giles	Danae Goosman MNZM
<b>SOFTBALL MANAGER</b>	Glen Roff	Rusty Hay +
<b>ADMINISTRATION MANAGER</b>	Chris Gates	Paul Higgins +
<b>TOURNAMENTS &amp; NATIONAL TEAMS</b>	Eugene Gilbert	David Howe +
<b>PROJECT SUPPORT ADMINISTRATOR</b>	Tania Giles	Alfred Jenkins +
<b>UMPIRE IN CHIEF</b>	Wiremu Tamaki	Lyndsey Leask * + QSM
<b>CHIEF SCORER</b>	Lil Natana	Robert Leveloff * MNZM
<b>NZ STATISTICIAN</b>	Lynette Leathart	Gerry Marshall +
<b>SOLICITOR</b>	Gibson Sheat	C (Mick) R Murphy +
<b>AUDITOR</b>	Grant Thornton	Colin J Pringle +
		C (Tex) L Shields +
		Nicky Sherriff
		Joyce Smith +
		Ray Tibbits +
		George Vincent * OBE +
		John T Voyle * MBE +
		Ray Weaver * +
		Alfred Whelan * MBE +
		William (Bill) H Wilson +



# MEMBERSHIP NUMBERS

The following is a list of affiliated associations together with their playing strengths (team numbers).

	2021/2022			2020/2021			2019/2020		
	Open Grade	Social Grades	School Children	Open Grade	Social Grades	School Children	Open Grade	Social Grades	School Children
Auckland	94	40	185	85	40	219	77	28	215
Canterbury	77	16	167	77	17	181	74	16	204
Central Otago	0	11	19	0	9	20	0	7	23
Counties Manukau	15	0	27	11	8	30	40	0	65
Franklin	21	0	15						
Hawkes Bay	5	5	38	4	8	53	4	7	41
Hutt Valley	43	0	54	41	0	55	39	0	64
Manawatu	22	0	43	10	20	52	12	15	53
Marlborough	0	0	5						
Mid North (BOI)	24	0	0	0	17	18	0	11	12
Nelson	9	6	18				9	0	10
North Harbour	34	18	71	32	8	58	29	23	56
Otago	11	5	42	12	5	50	13	4	51
South Canterbury	0	9	25	0	11	23	0	14	27
Southland	24	0	34	26	0	44	30	0	47
Tairāwhiti	0	8	28	0	7	36	2	10	39
Waikato	12	8	23	10	7	27	11	8	40
Whanganui	12	18	41	0	10	52	0	16	42
Wellington	60	0	78	59	0	82	62	0	120
Western BoP	11	4	4	16	5	8	12	6	7
<b>Totals</b>	<b>474</b>	<b>148</b>	<b>917</b>	<b>383</b>	<b>172</b>	<b>1008</b>	<b>414</b>	<b>165</b>	<b>1116</b>



# CAPITATION FEES

	Adult	School Children	2021/2022 Total	2020/2021 Total
Auckland	\$11,021	\$1,045	\$12,066	\$28,475
Canterbury	\$21,926	\$2,512	\$24,438	\$25,795
Central Otago	\$0	\$0	\$0	\$0
Counties Manukau	\$1,759	\$199	\$1,958	\$3,685
Franklin	\$0	\$0	\$0	
Hawkes Bay	\$1,424	\$688	\$2,112	\$1,340
Hutt Valley	\$12,244	\$1,007	\$13,251	\$13,735
Manawatu	\$6,265	\$599	\$6,864	\$3,350
Marlborough	\$0	\$128	\$128	
Mid North (BOI)	\$0	\$0	\$0	\$0
Nelson	\$2,563	\$0	\$2,563	
North Harbour	\$3,986	\$499	\$4,485	\$10,720
Otago	\$3,132	\$523	\$3,655	\$4,020
South Canterbury	\$0	\$344	\$344	\$0
Southland	\$6,834	\$561	\$7,395	\$8,710
Tairāwhiti	\$0	\$408	\$408	\$0
Waikato	\$1,407	\$179	\$1,586	\$3,350
Whanganui	\$3,417	\$548	\$3,965	\$0
Wellington	\$17,085	\$1,186	\$18,271	\$19,765
Western BOP	\$3,132	\$77	\$3,209	\$5,360
			<b>\$106,698</b>	<b>\$128,305</b>

2021/2022 Capitation Fees reduced by 65% for northern region associations (Waikato upwards) and reduced by 15% for all other associations.

# SECTION 1 : THE BOARD



- **President's Report**
- **Chair & Chief Executive's Report**
- **Honours**
- **Annual Awards**



# PRESIDENT'S REPORT – NICKY SHERRIFF

Kia ora e te whanau Poiuka

The world in which we are delivering softball opportunities has changed considerably since the beginning of 2020. This will continue to test us as the ripple effect of Covid 19 impacts all of our lives within and beyond softball.

We know from several Sport NZ surveys that the COVID-19 pandemic has altered participation levels and preferences. Participation in organised sport has been most negatively impacted, affecting some population groups more than others. This drop is across the board, and there continue to be inequities in sport by age, gender, ethnicity, deprivation, and disability.

Our challenge continues to be finding ways to respond that allow people to have access to our great game and enjoy all that it offers while also ensuring the safety and wellbeing of our participants. Not always an easy ask but one that has led to some innovative approaches and some interesting changes in the way that we do things.

So, I acknowledge and congratulate you all on the work that you have done in sometimes trying conditions to continue to make softball available and to help the game to continue to thrive. In particular, I would acknowledge the leadership provided within associations and the tremendous work of our volunteer workforce and the goodwill they lend to the game. It hasn't been an easy year, but we have shown great resilience and have continued to achieve good things.

It was great to have the addition of the newly minted Franklin Association during the past year and to see the collaboration between associations working together to support local softball. By working better together and sharing our various resources and expertise we will continue to advance the game locally, regionally, and nationally.

As with previous years we have unfortunately had several notable softballers pass away. While there are tributes elsewhere in this report, I would add my

condolences and recognise their wonderful contributions to softball, both individually and collectively. The successes of today are built on the work and the contributions of those who have gone before us.



The Board has had a very full programme of work this year. They have been called on to make some difficult decisions that have not always been well-received by some members. These decisions have been made with the best interests of softball and softballers at their heart and I commend the leadership they have displayed. Plotting a way through Covid and balancing the many demands and expectations put on them as governors of the game is no mean feat and they have carried out their work superbly well.

Tony and the team at Softball NZ have navigated their way through what has been a challenging year on several different fronts. I continue to be impressed by their work ethic and their commitment to doing the very best for the game. We are well-served as a sport by our head office.

Ahead of us lies the Men's World Championships. Many people have committed many hours, both on and off the diamond, to ensure that this will be resounding success for New Zealand. The event presents a huge opportunity to showcase the game and the country and reflect well once again on our ability to host these international tournaments. Let's all get in behind the event and the Black Sox. I wish the organisers and the Black Sox every success and look forward to seeing some amazing softball.

This is my last President's report. I have enjoyed serving in this role and thank you for your support over the past six years. I take this opportunity to wish everyone all the very best for your future successful softball endeavours.

Nga mihi

Nicky



# CHAIR & CHIEF EXECUTIVE'S REPORT

## HOANI LAMBERT & TONY GILES

### Opening

The 2021/2022 reporting year has been another challenging one, as we continued to navigate our way through the disruptions caused by Covid-19. The Government and Sport New Zealand (Sport NZ) established the settings and frameworks for sport to operate safely. Our job was to translate these requirements for the purposes of our game, and in a way that was consistent with the spirit of the rules'. In short, we wanted as much softball to be played as possible, but in a way that ensured as much protection for our participants, their whanau and the wider community as possible.

I want to thank all our members for their patience and support during one of our most challenging years as a sport.

### Financial

Even with significant reductions in capitation fees, Softball NZ finished the year with an operating surplus. This was a significant achievement and is testament to the efforts of people across the organisation and the wider game. In 2022, we are pleased to have stabilised our financial position at a time that required a brave response to mitigate the impacts of COVID-19. Multiple variations in revenue forecasts, adjusting cost bases quickly, and implementing cost saving measures enabled a growth to our reserves.

All Softball NZ staff and people involved in administering softball had a part to play in this result, and we are grateful for the understanding and agility displayed.

### Acknowledgements

Softball NZ is grateful for the support of our commercial partners, especially Golden Homes whose support has been vital for the funding, promotion and strengthening of the game throughout the motu.

We farewell Sky Sport as a long-standing broadcast partner Sky Sport was our very first White Sox

sponsor and, since 2014, has helped Softball New Zealand deliver international competition including an Oceania Qualifier, Tri-Series, 3 TAB Challenge Cups, Inter-Continental Cup establishment of Fastball 45 and the delivery of the WBSC U18 Mens Softball World Cup – they will remain a valued friend of Softball NZ.



We thank the New Zealand Government, Sport New Zealand, and High-Performance Sport New Zealand for their support through the continued challenges of COVID-19; the many regional and local Councils who maintain grounds and infrastructure at a local level for Softball in New Zealand; and our 20 associations around the country.

To our softball community we thank you for your passion and support. Regional and community softball can only continue through your hard work and dedication, and with the assistance of a largely volunteer workforce. This thanks extends to all our volunteers – administrators, community coaches, umpires, scorers and associated officials – who put so much time and passion into the sport and we look forward to seeing you back at the Ballpark for what will be a huge softball calendar in 2022/23.

Finally, we would like to recognise and thank the Softball NZ Board, as well as give a special thanks to our dedicated staff at Softball NZ – the resilience and the passion you have for the game has had a significant contribution on how we have emerged through these complex times.

Ki ngā whanau o Poiuka Aotearoa, nga mihi nui ki a koutou katoa.

Kia Whakakotahi Te Hoe O Te Waka – One Softball

Hoani and Tony

# HONOURS

(+ Passed; \* ISF Hall of Fame)

## INTERNATIONAL SOFTBALL FEDERATION HALL OF FAME

Lester Baldwin +	Bob Leveloff MNZM	Dean Rice	John Voyle MBE +
Dennis Cheyne	Marilyn Marshall	Paul Rodgers +	Owen Walford
Ed Dolejs +	Jarrad Martin MNZM	Wayne Saunders	Michael Walsh MNZM
Jane Earnshaw	Bill Massey +	Naomi Shaw MNZM	Colin Ward MNZM
Merrell Fergusson	Russell Moffatt +	David Sorenson +	Marie Ward
Kevin Herlihy MBE +	Lesley Monk	Mark Sorenson MNZM	Ray Weaver +
Rhonda Hira	Debbie Mygind	Robyn Storer	Gina Weber MNZM
Cheryl Kemp	Michael Nichols	Fiona Timu	Alf Whelan MBE +
Eddie Kohlhasse MNZM	Terry Nunns	Don Tricker ONZM	Michael White
Lyndsey Leask + QSM	Charles Phillips +	Chubb Tangaroa MNZM	
Nardi Leonard (Clark)	Peter Priddey +	George Vincent OBE +	

## SOFTBALL NEW ZEALAND HALL OF FAME

Harry Atkin +	Rhonda Hira *	Jarrad Martin * MNZM	Mark Sorenson * MNZM
Lester Baldwin * +	Melanie Hulme	Bill Massey * +	Robyn Storer *
Wayne Baldwin +	Ed Isaac	Russell Moffat * +	Wiremu Tamaki
Don Brewer +	Steve Jackson	Lesley Monk *	Chubb Tangaroa * MNZM
Rhys Casley	Kere Johanson	Debbie Mygind *	Fiona Timu *
Dennis Cheyne *	John Joyce	Michael Nichols *	Helen Townsend
Jimmy Cotter +	Cheryl Kemp *	Dion Nukunuku	Don Tricker * ONZM
Kim Dermott	Irene Keating +	Terry Nunns *	Melisa Tupuivao (Upu)
Ed Dolejs * +	Leslie King	Charlie Phillips * +	Owen Walford *
Jane Earnshaw *	Eddie Kohlhasse * MNZM	Char Pouaka	Mike Walsh * ONZM
Merrell Ferguson *	Lyndsey Leask +QSM	Peter Priddey * +	Colin Ward *
June Fitzpatrick +	Nardi Leonard (Clark) *	Dean Rice *	Marie Ward *
Rosina Fletcher +	Annie Lineham +	Paul Rogers * +	Brian Wareham
Jan Foote	Grant McCarroll	Martha Rush +	Ray Weaver * +
Eva Goodall +	Dave McKerchar	Wayne Saunders *	Gina Weber * MNZM
Marty Grant	Basil McLean	Patrick Shannon	Alf Whelan * MBE +
Donny Hale	Thomas Makea	Naomi Shaw * MNZM	Michael White *
Esme Hamilton +	Bev Makinson +	Jackie Smith	Travis Wilson
Natalie Hazelwood	Gerry Marshall +	Ross Smith +	
Kevin Herlihy * MBE +	Marilyn Marshall *	Dave Sorenson * +	

## DISTINGUISHED SERVICE AWARDS

Kevin Baldwin +	Hilton Earley	Jill Johnson	Seph Porteous +
Athol Bell +	Lindsay Edwards	Rehe Joseph +	Harry Redshaw +
Maurice Bell	Maurice Fenton	Raewyn Judson	Jack Rochford
Valmai Breen	Fay Freeman ONZM	Don Karsten	Paul Rogers +
Don Brewer +	Ron Furlong +	Elaine Karsten +	Trevor Rowse +
Lou Brewer +	Keith Gerrie +	HC King +	Cass Seeling
Alf Brown +	LG Gibb +	Stu Kinghorn	Bill Smith +
Reg Cameron +	Vicky Griffiths	Eric Kohlhasse +	Stan E Smith +
Naill Campbell +	Ronnie Gurney	Graham Latta +	Trevor Smith
Joyce Chapman	Arch Hall +	Thomas Laws +	WE Smith +
Raewyn Clarke	Arnold Hall	George McKeown +	Maureen Sorenson
Joe Cross +	Esme Hamilton +	Pene Mack	Walton Walker
Lorraine Dalley	Les Herbert +	Jack Matthews	Mary Wasson +
Garry Davidson	Jean Humphreys +	Ken Morgan	Craig Waterhouse
Coralie Davies	Raewyn Humphreys	Jim Mulholland +	Don Yeates +
Elva Dyason +	Doreen Hutchings +	Elizabeth Natana	
Ray Dyason	Frank Jellyman +	Ellis Palmer	
John Eagar +	Frank Jeromson +	Joyce Phillips +	



# SOFTBALL NZ ANNUAL AWARDS 2020/2021





Tyneesha did it all this season, hitting, fielding, pitching and base running at both provincial and club level. While playing for Auckland at the National Fastpitch Championship (NFC) she performed well with the bat and ball, helping the team reach the final. Although Auckland did not get the win, highlights from Tyneesha in the NFC final include her hitting triple digits (101kph) while on the mound and almost clearing the fence in one of her at-bats. At club level, she plays for a talented Otahuhu team that dominated the NZ club scene, going on to win their first Women's Club National title in March. Again, Tyneesha performed

well with the bat and ball helping her team complete a dominant season.

Tyneesha is a competitor who works hard both on and off the diamond. She puts a great amount of effort into all areas of her game, continually striving for excellence. She is a great example of a person who embodies the qualities of a White Sox athlete.

Tyneesha Houkamau is a very deserving winner of the SNZ Softballer of the Year for 2021.



NOTE: There is no awards given for the 2021/2022 season, due to the Covid 19 environment in New Zealand at the time, all Softball NZ tournaments were postponed or cancelled for the season.

# SECTION 2 : REPORTS



- **Softball Manager's Report**
- **Chief Umpire's Report**
- **Chief Scorer's Report**





# SOFTBALL MANAGER'S REPORT - GLEN ROFF

Although Covid has been hugely disruptive over the last two seasons it has provided the benefit of allowing us to think differently as to the nature and structure of our age grade events. Softball NZ is encouraged by the shift in thinking from several associations to adopt different approaches to regional tournaments and a desire from some to push for further change to the existing pathway following the 2022/23 season. If we wish to retain and attract new youth membership, then it will be achieved through local and regional delivery that are aligned with Balance is Better principles.

In support of this mindshift, a Regional Development Programme with the aim of enhancing the skill levels of 13-16 year olds was created. The resource provides a mechanism to support membership as an alternative to the removal of the U15 Nationals Tournaments.



Softball NZ explored solutions to support and educate rangatahi through resilience, gratitude, empathy, cultural behaviours, and mindfulness. Having concluded discussions with Sina Hunkin (New Zealand Women's Team Mental Skills Coach) and Alex Hill (Clinical Psychologist) we recognised that our youth require a solid foundation of wellbeing before embarking on the skill of resilience. As a result, Softball NZ commissioned Hunkin to write a Mental Skills accreditation module to help arm our coaches with the ability to support their players. Hill prepared 5x mental skill lesson plans that were piloted through the Wellington Youth Player Development Programme delivered last winter. The resources are needed not only to support the wellbeing of our rangatahi but to allow them to grow into better people and therefore make a larger contribution to both softball and the community. Addressing cultural behaviours through our rangatahi allows us to provide support strategies, which will not only help shape better people but our membership for generations.

Year One of the High Deprivation Project in Tairāwhiti concluded and was a significant success. Softball NZ Regional Development Manager Ray Noble applied a locally led approach including

community consultation, co-design and planning, and asset mapping (Identifying strengths and gifts in the community). Community consultation was both thorough and exhaustive but brought clarity in designing a fit for purpose plan that was participant focused. The project delivered to 672 Tamariki aged between 5 - 18 in the Tairāwhiti region, of which 655 identified as Māori. Locations and schools covered; Ruatoria, Te Araroa, Hicks Bay, Potaka, Te Karaka and Whatatutu. Collaboration with two credible Regional Sport Organisations (Poverty Bay Rugby and Sport Gisborne Tairāwhiti) provided insights at a local level, shared their established local relationships and opportunities, and delivery and administration infrastructure support.



## Teacher Quote

*"Loved the softball resources in Te Reo and are able to use them in class time. Our older kids are now coaching our babies".*



*Ngata College (Ruatoria) vs Whangaparaoa (Cape Runaway)*

The Voice of Participant survey was undertaken at the end of the 2020/2021 season with 1,520 surveys completed, up 918 from 2018. Key insights and learnings from the survey highlighted:

- Strong verbatim with softball being a family sport.
- Poor side-line behaviour is unfortunately high and an area that maybe seen as driving rangatahi away from the game.
- Female equality (programmes and opportunities) is lower than other codes.
- Rangatahi are wanting greater player development opportunities.

The Developing Sox Girls U15 Open Clinics proved a success with four sessions delivered in Christchurch, Counties Manukau, Wellington, and Invercargill. 200 girls participated in the programme over the course of the 4 weekends. The clinics were run by the U15 Girls National Coaches with a focus on skill development.

An upgrade of the Softball NZ website included the customisation of the homepage, a themed approach

to core pages, leader board tables for events, and a club locator to help drive new membership.

Insights into demographic data via the Sporty CRM for 2021-22:

Life Stage Participation	Gender Participation	Ethnicity Participation
U19 = 59% 19+ = 41%	Male = 60% Females = 40%	Maori = 39.5% Pacific = 8% Asian – 1.3%

Playing strength numbers saw a decline of 56 teams between the 2020/21 and 2021/22 seasons. Under 12's teams saw a drop off (-23) teams, 12+ years (-29), School teams (-57), Premier/Senior teams (+83) with increases in Social/Community/Slow pitch (-30).

Other notable game development successes over the last financial year include:

- The Player Journey resource, and draft Junior & Youth Development Framework providing recommended guidelines for the delivery of local and regional softball.
- Contribution and support towards the Sport NZ Balance if Better Collective, along with 14 other NSO's.
- A return to U17 and U19 National Tournaments, along with and overhaul of the National Fastpitch Championship.
- Year Two of the Plastoil National Female Battery Programme.
- Trademark of FASTBALL 45®

On behalf of the Softball NZ team, we would like to thank you for the ongoing support of our game.

Glen Roff

Manager  
Softball NZ

# CHIEF UMPIRE'S REPORT–WIREMU TAMAKI

E kore e mutu te mahi a te toki a Aituā. Ko tātou ēnei e tangi nei i ngā aituā maha kua riro ki te pō. Rātou ki a rātou, tātou ki a tātou, tau mai ko te mauri, ko te mauri e tau mai nei. Uhi, wero, haramai te toki! Haumi ē! Hui ē! Tāiki ē!

Once again, it is my privilege to report on the activities of the Softball New Zealand (SNZ) Umpiring Programme for the 2021/2022 season.

Continuing the Covid-19 challenge, this season was tough with the varying stages of the traffic light system hitting the programme hard. While we were able to support regional tournaments, we couldn't do the same for our cardinal tournaments. However, we were still able to do our best in the conditions that we found ourselves in with the strong guidance and support provided by SNZ. Take a walk with me around the Yard to see how we managed.

**National Umpire Staff (NUS)** – the NUS were represented by Lindsay Edwards and Lance Brown as Deputy Directors, Mark Porteous (Northern), Gavin Shepherd (Central) and Dave Beaumont (Te Waipounamu) as Regional Directors, three Assistant Regional Directors – Kevin Gorman (Northern), Ray Dyason (Central), Rikki Thompson (Te Waipounamu) and me.

**Other Committees** – Dave Beaumont and Dave Fortin made up our Rules Committee. Lindsay Edwards led our Assessment Framework as Alumni Convenor working in tandem with Rikki Thompson. At the same time Lindsay co-convened the role of National Tournament Convenor with Dave Beaumont. Continuing the work in progressing our grading frameworks was Jill Farquhar assisted by Mark Porteous, Gavin Shepherd and myself. And leading our international rules committee was Mark Porteous with support from Dave Fortin.

**Strategic Focus** – working on our strategic goals for the 2021/2022 season we continued to develop and market the Pathways Framework for our softball community. With the season being a mish-mash we focussed our strategic direction on our members and their well-being. As we look to 2022/2023, we will be setting a new strategic plan focussing on recruitment and inclusivity as we work on our relationships.

**Recognition** – at last year's AGM we recognised and celebrated with Dave Fortin as the recipient of the SNZ Umpire of the Year. Due to the pandemic during the 2021/2022 season, we did not select a candidate for this award.

**Rules Test** – was released in Sept 2021 in two sections – level 1 to 3 and level 4 to 7. The structure of the rules test followed a pathway that put a time clock on completing the test. Our approach to the up-and-coming rules test will be the same with increased time limits on the clock.



Further, we will improve the quality of the videos. The results from our tests showed that of the 73 candidates who attempted the Level 1-3 test, the average score was 61% (down 21% from last year). Of the 82 who attempted the Level 4-7 test, the average score was 73% (down 14% from last year). While the results indicate a significant fall we are mindful of the timing of the test during a lockdown period and the impact of placing a clock on the test.

**National Tournaments** – While the Auckland region were under heavy Covid-19 restrictions the rest of the country were able to deliver softball at a regional level. This was well supported by the Central and Southern regions being able to support regional u17 and u19 grades for their communities. As an observer at the u19 regionals held in Wellington, I was in awe of the community collaborating with the administrators and officials to support softball competitively while observing the health and well-being of everyone under the Covid-19 Traffic Light system. As the months progressed, through to February and March, the impact of Covid-19 brought a close to our national tournaments.

## Grading Passes –

We gladly share and celebrate the following members who attained their next level. Congratulations to all.

- Doug Aull, MW, SNZ Badge Umpire – Level 4
- Jaiden Bell, MW, SNZ Badge Umpire – Level 4
- Bridget Baker, NH, SNZ Badge Umpire – Level 4
- Mike McCaw, NH, SNZ Badge Umpire – Level 4
- Lucy Pearce, AK, SNZ Badge Umpire – Level 4
- Russell Harvey, SL, SNZ Badge Umpire – Level 4
- Connor Lyttle, Mid CB, SNZ Badge Umpire – Level 4

**Final Comment** – on behalf of the group and the entire fraternity we'd like to thank SNZ for navigating us through some tough waters. We acknowledge the impact of the pandemic but the manaakitanga and whakawhanaungatanga of SNZ and its entire crew to keep us well informed and safe.

**Ehara tāku toa i te toa takitahi, tāku toa, he toa takitini!**

Yours in Fastpitch Softball

Wiremu Tamaki  
Softball NZ Umpire-In-Chief  
Kaiwhakawā Matua - Poiuka Aotearoa

# CHIEF SCORER'S REPORT – LIL NATANA

Softball for this season was quiet **with no** National Tournaments. All tournaments were held regionally. Thank you to all scorers who made themselves available your support is appreciated.

## Obituaries

It was a sad year for the NZ Scorers as we lost two of our treasured members. Russell Moffat and Elaine Karsten both passed away in August 2021, they will both be sadly missed.

## Technology

Use of stat trak and i-score are both going well.

## International Scoring

Due to Covid there were no teams travelling.

## Fastball 45

Unfortunately, due to Covid this was cancelled. Looking forward to its return next season.

## 2021/22 Tournaments

### **Southern:**

#### **U15 Girls/Boys Open Clubs (22 teams, 92 Games)**

Marie Byrne - Chief scorer

Pat Hannah - Statistician

#### **U19 Girls/Boys Open Clubs (19 Teams, 85 Games)**

Vicky Griffiths - Chief Scorer

Pat Hannah & Cheryl Dahm - Statisticians

Congratulation to Steve Harley and Nathan Hill on passing their NZ scorers Badge, and Joyce Heywood for passing her qualifier.

### **Central:**

#### **U19 Boys and girls (10 Teams)**

Raewyn Fergusson - Chief Scorer

Margaret Marsh - Statistician

#### **U17 Boys/Girls (11 Teams)**

Alison Kensington - Chief Scorer

Heather Graham - Asst Chief Scorer

Lynnette Leathart - Statistician

Congratulations to Kelley Clifton on passing her NZ Scorers Badge, and Georgia Marsh, Kelley Lord, and Lisa Nielson on passing their qualifier.

### **Northern:**

#### **U17 Boys/Girls (13 Teams)**

Lynnette Leathart - Chief Scorer

Lil Natana – Statistician

Congratulations to Aimee Russell and Tania Sampson on passing their qualifier.

## Exams

Thanks to Marie Byrne for her work at setting out the exam and congratulations to all Scorers who sat the exam and passed.



## Scorers Manual

Scorers Manual and Learners Manual are online. Updates are in progress. Thank you to the Panel and Viti Flanagan for making sure that all scorers documents are ready to be used.

## Forms

### Code of Conduct - Emergency Contact

These forms must be filled out when doing a National or Regional Tournament. Chief Scorer will send out or will give them to you at the commencement of Tournament.

## Umpires

Wiremu Tamaki, to you and your Team of Umpires, it has been a pleasure to work alongside you all and look forward to next season.

## SNZ Staff

I'd like to thank Tony Giles, Eugene Gilbert, Glen Roff and the rest of the Softball NZ Team, for their support this season.

To all scorers across the country, once again thank you for your contribution to the sport over the past season.

To the Panel, Lynnette Leathart, Ian Ditfort, Marie Byrne and Tracee Topia, thank you for your support throughout the season.

Nga painga katoa mot e toenga o te tau. Kei te tiro whakamua ki te waa poi poiuka hei muri.

(All the best for the rest of the year. Looking forward to the next season of softball)

Nga mihi kia koutou katoa

Lil Natana  
Chief Scorer



# SECTION 3 : THE GAME



- **National Team Results**
- **2022 / 2023 National Tournament Fixtures**
- **National Tournament Entries (1978 – 2022)**



# NATIONAL TEAM RESULTS

## New Zealand Junior White Sox



Saints Tournament

Fraser Park, Lower Hutt

5-7 November, 2021

### TEAM

Innika Hapuku-Lambert	HB	Kei-Leigh Tamati	HB	Arene Landon-Lane	WN
Ashlee Hatzen	MW	Tatiana Katu	MW	Sophie Yarham	CB
Kaiyah Ratu	CB	Trinity Mackley	CB	Naia Elisara	CB
Mckenzie Bailey McDowell	CB	Hannah Symon	SL	Anahera Wilson	SL
Toni Elers	SL				

### MANAGEMENT

<b>Head Coach</b>	Kiri Shaw	<b>Manager</b>	Andy Wilkinson
<b>Assistant Coach</b>	Dave Elder		

### RESULTS

OPPOSITION	RESULT	RUNS FOR	RUNS AGAINST
Tawa	Win	10	4
PK	Loss	5	9
Saints	Loss	2	3
U19 All Stars	Win	10	0
Miramar	Loss	1	2
Te Aroha	Loss	2	6



## 2022 / 2023 NATIONAL TOURNAMENT FIXTURES

TOURNAMENT	VENUE	START DATE	END DATE
<b>2022</b>			
National Fastpitch Championship	Mizuno Ballpark, Christchurch	Friday 21st October	Monday 24th October
Black Sox Invitational Club Challenge	Rosedale Park, North Harbour	Friday 4th November	Sunday 6th November
<b>2023</b>			
U19 Girls	Resthills Park, Hamilton	Thursday 5 <sup>th</sup> January	Sunday 8th January
U19 Boys	Mizuno Ballpark, Christchurch	Thursday 5th January	Sunday 8th January
U17 Girls	Hataitai Park, Wellington	Thursday 12th January	Sunday 15th January
U17 Boys	Colquhoun Park, Auckland	Thursday 19th January	Sunday 22nd January
Fastball 45® Finals	Fraser Park, Hutt Valley	Saturday 18th February	Sunday 19th February
Open Men's Clubs	Rosedale Park, North Harbour	Wednesday 15th March	Sunday 19th March
Open Women's Clubs	Fraser Park, Hutt Valley	Thursday 16th March	Sunday 19th March
Secondary School Div. 1 Boys & Girls	Mizuno Ballpark, Christchurch	Monday 27th March	Friday 31st March
Secondary School Div. 2 NI Boys & Girls	Akina Park, Hastings	Tuesday 28th March	Friday 31st March
Secondary School Div. 2 SI Boys & Girls	Mizuno Ballpark, Christchurch	Tuesday 28th March	Friday 31st March

# NATIONAL TOURNAMENT ENTRIES 1978 TO 2022

Year	NFC Men	Colts	U19 Boys	U17 Boys	U15 Boys	SSch Boys Div 1	SSch Boys Div 2	SSch NI Jnr Boys	Mens Open	National League	NFC Women	Snr B Women	Fillies	U19 Girls	U17 Girls	U15 Girls	SSch Girls Div 1	SSch Girls Div 2	SSch NI Jnr Girls	Womens Open	Total	
1978	19	17	16	16	-	-	-	-	17	-	21	5	10	16	16	-	-	-	-	-	19	172
1979	20	14	14	14	-	-	-	-	23	-	19	4	7	17	14	-	-	-	-	-	17	163
1980	18	14	13	16	-	-	-	-	22	-	22	5	8	19	16	-	-	-	-	-	22	175
1981	18	16	17	10	16	-	-	-	12	-	21	-	12	18	10	16	-	-	-	-	16	182
1982	24	13	16	13	18	-	-	-	23	-	17	-	16	15	13	18	-	-	-	-	22	208
1983	17	14	14	15	20	-	-	-	22	-	22	-	16	16	15	20	-	-	-	-	23	214
1984	23	17	17	17	18	-	-	-	20	-	20	-	13	14	17	18	-	-	-	-	22	216
1985	20	15	16	17	22	-	-	-	27	-	19	-	17	10	17	22	-	-	-	-	22	224
1986	20	18	9	14	23	-	-	-	23	-	18	-	12	14	14	23	-	-	-	-	22	210
1987	15	19	14	17	25	-	-	-	15	25	20	-	16	15	17	25	-	-	-	-	18	241
1988	18	14	13	15	23	-	-	-	20	27	14	-	12	12	15	23	-	-	-	-	19	225
1989	16	12	16	16	25	-	-	-	16	27	16	-	9	13	16	25	-	-	-	-	22	229
1990	14	11	15	20	28	-	-	-	13	23	14	-	9	14	20	28	-	-	-	-	22	231
1991	11	10	14	16	23	6	-	-	17	27	13	-	6	15	16	23	6	-	-	-	13	216
1992	12	8	9	15	21	8	-	-	9	24	13	-	8	10	15	21	8	-	-	-	20	201
1993	10	8	14	14	19	8	-	-	11	17	11	-	8	10	14	19	8	-	-	-	12	183
1994	12	7	8	13	19	8	-	-	21	-	11	-	10	7	13	19	8	-	-	-	16	172
1995	10	10	9	13	18	8	-	-	16	-	9	-	10	9	13	18	8	-	-	-	14	165
1996	13	8	8	11	20	8	-	-	18	-	8	-	7	5	11	20	8	-	-	-	17	162
1997	12	6	10	13	17	8	-	-	16	-	7	-	-	7	13	17	8	-	-	-	13	147
1998	10	-	8	15	17	8	-	-	18	-	6	-	-	7	15	17	10	-	-	-	14	145
1999	5	-	7	9	19	8	-	-	21	-	8	-	-	6	9	19	8	-	-	-	16	135
2000	12	-	8	10	15	8	-	-	17	-	8	-	-	5	10	15	7	-	-	-	15	130
2001	9	-	10	11	19	8	-	-	17	-	5	-	-	8	11	19	8	-	-	-	10	135
2002	10	-	7	10	13	10	-	-	14	M W	7	-	-	8	10	13	12	-	-	-	17	131
2003	7	-	7	14	20	11	-	-	17	7 5 7	7	-	-	7	14	20	11	-	-	-	13	160
2004	9	-	9	13	21	10	-	-	18	7 6 8	8	-	-	7	13	21	10	-	-	-	13	165

2005	9	-	9	14	21	9	-	22	7	6	11	-	8	10	18	10	-	14	168		
Year	NPC /NFC Men	U23 Mens	U19 Boys	U17 Boys	U15 Boys	SSch Boys Div 1	SSch Boys Div 2	SSch NI Jnr Boys	Mens Open	National League	NPC /NFC Women	Snr B Women	Fillies	U19 Girls	U17 Girls	U15 Girls	SSch Girls Div 1	SSch Girls Div 2	SSch NI Jnr Girls	Womens Open	Total
2006	10	-	8	13	18	12	16	-	24	6	5	11	-	8	11	17	10	9	-	16	194
2007	-	-	10	11	20	11	19	-	24	6	6	8	-	8	7	17	11	9	-	14	181
2008	5	-	10	12	18	11	16	-	23	5	4	8	-	6	6	17	9	10	-	14	174
2009	-	-	9	12	17	12	18	6	24	6	5	-	-	6	10	12	12	11	5	15	180
2010	6	-	10	13	20	10	16	10	24	-	-	5	-	6	10	15	11	10	6	14	191
2011	7	-	8	15	18	10	16	8	21	-	-	5	-	6	9	14	10	13	6	11	177
2012	8	-	8	12	17	10	17	8	21	-	-	6	-	8	6	15	9	12	7	15	179
2013	8	-	12	11	16	8	19	6	20	-	-	6	-	6	9	13	8	11	-	13	166
2014	8	-	11	11	15	12	17	-	19	-	-	5	-	6	10	11	7	7	-	18	157
2015	7	-	8	12	20	11	20	8	22	-	-	6	-	7	9	14	11	4	5	16	180
2016	7	-	10	11	20	11	9	7	21	-	-	6	-	7	10	15	11	6	-	13	164
2017	7	-	12	15	19	8	20	-	21	-	-	6	-	8	13	14	8	10	-	16	177
2018	9	7	12	16	22	8	15	8	19	-	-	6	-	10	11	15	8	6	-	17	189
Year	NPC /NFC Men	U23 Mens	U18 Boys	U17 Boys	U15 Boys	SSch Boys Div 1	SSch Boys Div 2	SSch NI Jnr Boys	Mens Open	National League	NPC /NFC Women	Snr B Women	U23 Women	U18 Girls	U17 Girls	U15 Girls	SSch Girls Div 1	SSch Girls Div 2	SSch NI Jnr Girls	Womens Open	Total
2019	8	6	16	-	14	6	18	-	17	-	6	-	7	13	-	12	4	14	-	15	156
2020	7	6	13	-	17	CC	CC	-	CC	-	6	-	7	10	-	13	CC	CC	--	CC	79
2021	8	-	CC	-	CC	5	18	-	17	-	5	-	-	CC	-	CC	4	9	-	15	81
Year	NPC /NFC Men	U23 Mens	U19 Boys	U17 Boys	U15 Boys	SSch Boys Div 1	SSch Boys Div 2	SSch NI Jnr Boys	Mens Open	National League	NPC /NFC Women	Snr B Women	U23 Women	U19 Girls	U17 Girls	U15 Girls	SSch Girls Div 1	SSch Girls Div 2	SSch NI Jnr Girls	Womens Open	Total
2022	CC	-	CC	CC	CC	CC	CC	CC	CC	CC	CC	CC	CC	CC	CC	CC	CC	CC	CC	CC	0

Key:

CC = Cancelled due to Covid 19

# SECTION 4 : FINANCIALS

## NEW ZEALAND SOFTBALL ASSOCIATION INC For the Year Ended 31<sup>st</sup> May 2022

- **Financial Statements**
- **Audit Report**





**New Zealand Softball Association  
Incorporated**

**For the year ended 31 May 2022**

**New Zealand Softball Association Inc  
For the year ended 31 May 2022**

**Contents**

Directory	2
Statement of Comprehensive Revenue and Expenses	3
Statement of Changes in Net Assets	4
Statement of Financial Position	5
Statement of Cash Flows	6
Notes to the financial statements	7

**New Zealand Softball Association Inc  
For the year ended 31 May 2022**

**Directory**

**Board Members**

Hoani Lambert (Chair)  
Rebecca Annan  
Lynda O'Cain  
Duncan Enoka  
Vaughan Dennison  
Megan Harlick  
Steve Fast

**Registered office**

Sporthouse  
93 Hutt Park Road  
Seaview  
Lower Hutt

**Nature of business**

Leadership of Softball in New Zealand  
including delivery of national competitions  
and international competitiveness

**Incorporated Societies Registration Number:**

215729

## Statement of Comprehensive Revenue and Expenses

For the Year Ended 31 May 2022

	Notes	31 May 2022 \$	31 May 2021 \$
<b>Revenue from non-exchange transactions</b>	5		
Sport NZ funding		504,094	521,454
Other grants		250,227	252,015
Sponsorship		275,221	291,081
Other income		20,144	21,815
		<b>1,049,686</b>	<b>1,086,365</b>
<b>Revenue from exchange transactions</b>			
Membership (Capitation) fees and Affiliation Levy		110,898	132,305
International Youth Levy		-	-
White Sox Programme Levy		-	-
Merchandise Sales		1,790	2,255
Tournaments		-	7,965
Interest revenue		6,630	6,757
National team tours and camps		13,487	81,243
Other exchange income		-	568
		<b>132,805</b>	<b>231,093</b>
<b>Total revenue</b>		<b>1,182,491</b>	<b>1,317,458</b>
<b>Expenses</b>	6		
Employee related costs		536,287	546,239
Tournaments		41,049	110,406
National teams		184,551	242,585
Game development and High performance		156,465	223,771
Depreciation and amortisation	9	1,644	3,161
Other expenses		129,818	138,186
<b>Total expenses</b>		<b>1,049,814</b>	<b>1,264,348</b>
<b>Total surplus for the year</b>		<b>132,677</b>	<b>53,110</b>
<b>Other comprehensive revenue and expenses for the year</b>		-	-
<b>Total comprehensive revenue and expense for the year</b>		<b>132,677</b>	<b>53,110</b>



These financial statements should be read in conjunction with the notes to the financial statements

**Statement of Changes in Net Assets  
For the Year Ended 31 May 2022**

	Note	International youth levy reserve	White Sox programme levy reserve	Accumulated comprehensive revenue and expense	Total equity
		\$	\$	\$	\$
Opening balance 1 June 2021		28,689	58,339	557,920	644,948
Surplus/ (Deficit) for the year		-	-	132,677	132,677
Transfers to reserves		-	-	-	-
Transfers from reserves		-	-	-	-
<b>Closing equity 31 May 2022</b>		<b>28,689</b>	<b>58,339</b>	<b>690,597</b>	<b>777,625</b>
Opening balance 1 June 2020		28,689	58,339	504,810	591,838
Surplus/ (Deficit) for the year		-	-	53,110	53,110
Transfers to reserves		-	-	-	-
Transfers from reserves		-	-	-	-
<b>Closing equity 31 May 2021</b>		<b>28,689</b>	<b>58,339</b>	<b>557,920</b>	<b>644,948</b>

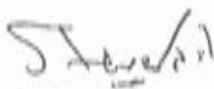
These financial statements should be read in conjunction with the notes to the financial statements.



**Statement of Financial Position**  
**As at 31 May 2022**

	Notes	31 May 2022 \$	31 May 2021 \$
<b>Current assets</b>			
Cash and cash equivalents	7	1,055,219	783,555
Investments	8	417,520	412,978
Receivables from exchange transactions		49,381	1,855
Receivables from non-exchange transactions		-	-
Prepayments		60,044	8,176
		<u>1,582,164</u>	<u>1,206,564</u>
<b>Non-current assets</b>			
Property plant and equipment	9	1,781	3,424
		<u>1,781</u>	<u>3,424</u>
<b>Total assets</b>		<u>1,583,945</u>	<u>1,209,988</u>
<b>Current liabilities</b>			
Trade and other creditors		66,786	39,714
Employee entitlements		48,585	58,760
Revenue in advance		690,949	466,566
		<u>806,320</u>	<u>565,040</u>
<b>Total liabilities</b>		<u>806,320</u>	<u>565,040</u>
<b>Net assets</b>		<u>777,625</u>	<u>644,948</u>
<b>Equity</b>			
Accumulated comprehensive revenue and expense		690,597	557,920
International Youth Levy reserve		28,689	28,689
White Sox Programme Levy reserve		58,339	58,339
<b>Total net assets attributable to the owners of the controlling entity</b>		<u>777,625</u>	<u>644,948</u>

Signed for and on behalf of the Board Members who authorised these financial statements for issue on 22 July 2022

  
 \_\_\_\_\_  
 Board Member

  
 \_\_\_\_\_  
 Chief Executive Officer

These financial statements should be read in conjunction with the notes to the financial statements.





**Statement of Cash Flows**  
**For the Year Ended 31 May 2022**

	Notes	2022	2021
<b>Cash flows from operating activities</b>			
<i>Receipts</i>			
Receipts from grants		1,003,704	836,085
Receipts from other non-exchange transactions		270,365	312,896
Receipts from membership fees		63,372	130,450
Receipts from functions and events		13,487	81,243
Receipts from other exchange transactions		1,790	10,788
Interest received		6,630	6,757
		<u>1,359,348</u>	<u>1,378,219</u>
<i>Payments</i>			
Payments to suppliers		(527,637)	(680,608)
Payment to employees		(555,504)	(545,372)
		<u>(1,083,141)</u>	<u>(1,225,980)</u>
<b>Net cash flows from operating activities</b>		<u><b>276,207</b></u>	<u><b>152,239</b></u>
<b>Cash flows from investing activities</b>			
<i>Payments</i>			
Purchase of property, plant and equipment		-	-
Investments in short term deposits		(4,542)	(6,708)
		<u>(4,542)</u>	<u>(6,708)</u>
<b>Net cash flows from investing activities</b>		<u><b>(4,542)</b></u>	<u><b>(6,708)</b></u>
<b>Net cash flows from financing activities</b>			
		-	-
<b>Net increase/(decrease) in cash and cash equivalents</b>		<b>271,664</b>	<b>145,531</b>
<b>Cash and cash equivalents at 1 June 2021</b>		<b>783,555</b>	<b>638,024</b>
<b>Cash and cash equivalents at 31 May 2022</b>	<b>7</b>	<u><b>1,055,219</b></u>	<u><b>783,555</b></u>

These financial statements should be read in conjunction with the notes to the financial statements.



**Notes to the financial statements**  
**For the Year Ended 31 May 2022**

**1 Reporting entity**

The reporting entity is New Zealand Softball Association Incorporated (SNZ). SNZ is domiciled in New Zealand and is an incorporated society registered under the Incorporated Societies Act 1908.

The financial statements are presented for the year ended 31 May 2022.

These financial statements have been approved and were authorised for issue by the Board Members on 22 July 2022.

**2 Statement of compliance**

The financial statements have been prepared in accordance with Generally Accepted Accounting Practice in New Zealand ("NZ GAAP"). They comply with Public Benefit Entity International Public Sector Accounting Standards ("PBE IPSAS") and other applicable financial reporting standards as appropriate that have been authorised for use by the External Reporting Board for Not-For-Profit entities. For the purposes of complying with NZ GAAP, SNZ is a public benefit not-for-profit entity and is eligible to apply Tier 2 Not-For-Profit PBE IPSAS on the basis that it does not have public accountability and it is not defined as large.

Financial statements for the year ended 31 May 2022 presented by the Board of Directors have been prepared under Tier 2 Not-For-Profit PBE Accounting Standards and in doing so has taken advantage of all applicable Reduced Disclosure Regime ("RDR") disclosure concessions, except for PBE FRS 47.

**3 Summary of accounting policies**

The significant accounting policies used in the preparation of these financial statements as set out below have been applied consistently to both years presented in these financial statements.

*3.1 Basis of measurement*

These financial statements have been prepared on the basis of historical cost, as modified by the fair value measurement of non-derivative financial instruments and land and buildings which are measured at fair value.



## Notes to the financial statements

### For the Year Ended 31 May 2022

#### 3.2 *Functional and presentational currency*

The financial statements are presented in New Zealand dollars (\$), which is the functional currency. All financial information presented in New Zealand dollars has been rounded to the nearest dollar.

#### 3.3 *Revenue*

Revenue is recognised to the extent that it is probable that the economic benefit will flow and revenue can be reliably measured. Revenue is measured at the fair value of the consideration received. The following specific recognition criteria must be met before revenue is recognised.

#### **Revenue from non-exchange transactions**

##### *Grant Revenue*

Grant revenue includes grants given by other charitable organisations, philanthropic organisations and businesses. Grant revenue is recognised when the conditions attached to the grant has been complied with. Where there are unfulfilled conditions attaching to the grant, the amount relating to the unfulfilled condition is recognised as a liability where a use or return condition exists and released to revenue as the conditions are fulfilled.

#### **Revenue from exchange transactions**

##### *Membership fees*

Capitation Fees are recorded as revenue when the cash is received. Capitation Fees were due in March based on team playing numbers for the season as per the Certificate of Playing Strength received.

Tour and camp levies are initially recorded as revenue in advance, and then recognised proportionally on the basis of the value of each session relative to the total value of the purchased services.

##### *Event revenue*

Entrance fees for functions and events are recorded as revenue when the function or event takes place.

##### *Interest and dividend revenue*

Interest revenue is recognised as it accrues, using the effective interest method.

#### **Financial Assets**

Financial assets within the scope of PBE IPSAS 29 Financial Instruments: Recognition and Measurement are classified as financial assets at fair value through surplus or deficit, loans and receivables, held-to-maturity investments or available-for-sale financial assets. The classifications of the financial assets are determined at initial recognition.

The categorisation determines subsequent measurement and whether any resulting revenue and expense is recognised in surplus or deficit or in other comprehensive revenue and expenses. SNZ's financial assets are classified as either financial assets at fair value through surplus or deficit, or loans and receivables. The financial assets include: cash and cash equivalents, short-term investments, receivables from non-exchange transactions, receivables from exchange transactions and investments.

## **Notes to the financial statements**

### **For the Year Ended 31 May 2022**

All financial assets except for those at fair value through surplus or deficit are subject to review for impairment at least at each reporting date. Financial assets are impaired when there is any objective evidence that a financial asset or group of financial assets is impaired. Different criteria to determine impairment are applied for each category of financial assets, which are described below.

#### *Loans and receivables*

Loans and receivables are non-derivative financial assets with fixed or determinable payments that are not quoted in an active market. After initial recognition, these are measured at amortised cost using the effective interest method, less any allowance for impairment. Cash and cash equivalents, short-term investments, receivables from non-exchange transactions, receivables from exchange transactions and non-equity investments fall into this category of financial instruments.

#### **Impairment of financial assets**

At the end of reporting date an assessment is made as to whether there is objective evidence that a financial asset or a group of financial assets is impaired. A financial asset or a group of financial assets is impaired and impairment losses are incurred if there is objective evidence of impairment as a result of one or more events that occurred after the initial recognition of the asset (a 'loss event') and that loss event has an impact on the estimated future cash flows of the financial asset or the group of financial assets that can be reliably estimated.

For financial assets carried at amortised cost, if there is objective evidence that an impairment loss on loans and receivables carried at amortised cost has been incurred, the amount of the loss is measured as the difference between the asset's carrying amount and the present value of the estimated future cash flows discounted at the financial asset's original effective interest rate. The carrying amount of the asset is reduced through the use of an allowance account. The amount of the loss is recognised in the surplus or deficit for the reporting period.

In determining whether there is any objective evidence of impairment, SNZ first assesses whether there is objective evidence of impairment of financial assets that are individually significant, and individually or collectively significant for financial assets that are not individually significant. If it is determined that there is no objective evidence of impairment for an individually assessed financial asset, it includes the asset in a group of financial assets with similar credit risk characteristics and collectively assesses them for impairment. Assets that are individually assessed for impairment and for which an impairment loss is or continues to be recognised are not included in a collective assessment for impairment.

If in a subsequent period, the amount of the impairment loss decreases and the decrease can be related objectively to an event occurring after the impairment was recognised, the previously recognised impairment loss is reversed by adjusting the allowance account. If the reversal results in the carrying amount exceeding its amortised cost, the amount of the reversal is recognised in surplus or deficit.

#### **Financial liabilities**

The financial liabilities include trade and other creditors (excluding GST and PAYE), employee entitlements, loans and borrowings.



## **Notes to the financial statements**

### **For the Year Ended 31 May 2022**

All financial liabilities are initially recognised at fair value (plus transaction cost for financial liabilities not at fair value through surplus or deficit) and are measured subsequently at amortised cost using the effective interest method except for financial liabilities at fair value through surplus or deficit.

#### *3.4 Cash and cash equivalents*

Cash and cash equivalents are short term, highly liquid investments that are readily convertible to known amounts of cash and which are subject to an insignificant risk of changes in value.

#### *3.5 Short term investments*

Short term investments comprise term deposits which have a term of greater than three months and therefore do not fall into the category of cash and cash equivalents.

#### *3.6 Property, plant and equipment*

Items of property, plant and equipment are measured at cost less accumulated depreciation and impairment losses. Cost includes expenditure that is directly attributable to the acquisition of the asset. Where an asset is acquired through a non-exchange transaction, its cost is measured at its fair value as at the date of acquisition.

Depreciation is charged on a diminishing value basis over the useful life of the asset, except for land and buildings. Land and buildings are not depreciated. Depreciation is charged at rates calculated to allocate the cost or valuation of the asset less any estimated residual value over its remaining useful life:

- Office equipment 48%
- Training equipment 48%

Depreciation methods, useful lives and residual values are reviewed at each reporting date and are adjusted if there is a change in the expected pattern of consumption of the future economic benefits or service potential embodied in the asset.

#### *3.7 Employee benefits*

##### **Wages, salaries and annual leave**

Liabilities for wages and salaries and annual leave are recognised in surplus or deficit during the period in which the employee provided the related services. Liabilities for the associated benefits are measured at the amounts expected to be paid when the liabilities are settled.

#### *3.8 Income Tax*

SNZ is exempt from income tax as its purpose is to promote softball for recreation or entertainment of the general public. This exemption is specifically provided by section CW46 of the Income Tax Act 2007.





**Notes to the financial statements**  
**For the Year Ended 31 May 2022**

*Goods and services tax (GST)*

Revenues, expenses and assets are recognised net of the amount of GST except for receivables and payables, which are stated with the amount of GST included.

The net amount of GST recoverable from, or payable to, the Inland Revenue Department is included as part of receivables or payables in the statement of financial position.

Cash flows are included in the statement of cash flows on a gross basis and the GST component of cash flows arising from investing and financing activities, which is recoverable from, or payable to, the Inland Revenue Department is classified as part of operating cash flows.

**3.9 Equity**

Equity is the difference between total assets and total liabilities. Equity is made up of the following components:

**Accumulated comprehensive revenue and expense**

Accumulated comprehensive revenue and expense is accumulated surplus or deficit since its formation, adjusted for transfers to/from specific reserves.

**International Youth Levy Reserve**

This Reserve is used solely for the purpose of assisting Youth Team costs.

**White Sox Programme Levy Reserve**

This Reserve is used solely for the purpose of assisting the White Sox. High Performance funding is not generally available for the White Sox.

**4 Significant accounting judgements, estimates and assumptions**

The preparation of these financial statements requires management to make judgements, estimates and assumptions that affect the reported amounts of revenues, expenses, assets and liabilities, and the accompanying disclosures, and the disclosure of contingent liabilities. Uncertainty about these assumptions and estimates could result in outcomes that require a material adjustment to the carrying amount of assets or liabilities affected in future periods.

**Judgements**

In the process of applying accounting policies, management has made the following judgements, which have the most significant effect on the amounts recognised in the financial statements:



**Notes to the financial statements**  
**For the Year Ended 31 May 2022**

**Operating lease commitments**

SNZ has entered into a number of vehicle leases.

It has determined, based on an evaluation of the terms and conditions of the arrangements, such as the lease term not constituting a substantial portion of the economic life of the vehicles, that it does not retain all the significant risks and rewards of ownership of these properties and accounts for the contracts as operating leases.

**Estimates and assumptions**

The key assumptions concerning the future and other key sources of estimation uncertainty at the reporting date, that have a significant risk of causing a material adjustment to the carrying amounts of assets and liabilities within the next financial year, are described below. SNZ based its assumptions and estimates on parameters available when the financial statements were prepared. Existing circumstances and assumptions about future developments, however, may change due to market changes or circumstances arising beyond the control of SNZ. Such changes are reflected in the assumptions when they occur.

**Useful lives and residual values**

The useful lives and residual values of assets are assessed using the following indicators to determine potential future use and value from disposal:

- The condition of the asset
- The nature of the asset, its susceptibility and adaptability to changes in technology and processes
- The nature of the processes in which the asset is deployed
- Availability of funding to replace the asset
- Changes in the market in relation to the asset

The estimated useful lives of the asset classes held are listed in Note 3.6.

**5 Revenue from non-exchange transactions**

Revenue from non-exchange transactions received during each reporting period are made up of the following:

	2022	2021
	\$	\$
Sport NZ Funding	504,094	521,454
Other Grants	250,227	252,015
Sponsorships	275,221	291,081
Other Non-exchange revenue	20,144	21,815
	<b>1,049,686</b>	<b>1,086,365</b>



**Notes to the financial statements**  
**For the Year Ended 31 May 2022**

**6 Components of net surplus**

Surplus before tax includes the following specific expenses:

	<b>2022</b>	<b>2021</b>
	\$	\$
Employee related costs	536,287	546,239
Tournaments	41,049	110,406
National teams	184,551	242,585
Game Development and High Performance	156,465	223,771

**7 Cash and cash equivalents**

Cash and cash equivalents include the following components:

	<b>2022</b>	<b>2021</b>
	\$	\$
Cash at bank	838,797	567,753
Short-term deposits with maturities of less than 3 months	216,422	215,802
<b>Total cash and cash equivalents</b>	<b>1,055,219</b>	<b>783,555</b>

**8 Investments**

	<b>2022</b>	<b>2021</b>
	\$	\$
Term deposits – Maturing within 12 months of balance date	417,520	412,978
	<b>417,520</b>	<b>412,978</b>



**Notes to the financial statements**  
**For the Year Ended 31 May 2022**

**9 Property plant and equipment**

<b>31 May 2022</b>	<b>Training Equipment</b>	<b>Office Equipment</b>	<b>Total</b>
	<b>\$</b>	<b>\$</b>	<b>\$</b>
Cost	8,325	52,536	60,861
Accumulated depreciation	8,139	50,941	59,080
<b>Net book value</b>	<b>186</b>	<b>1,595</b>	<b>1,781</b>

<b>31 May 2021</b>	<b>Training Equipment</b>	<b>Office Equipment</b>	<b>Total</b>
	<b>\$</b>	<b>\$</b>	<b>\$</b>
Cost	8,325	52,536	60,861
Accumulated depreciation	7,969	49,468	57,437
<b>Net book value</b>	<b>356</b>	<b>3,068</b>	<b>3,424</b>

Reconciliation of the carrying amount at the beginning and end of the period:

<b>2022</b>	<b>Training Equipment</b>	<b>Office Equipment</b>	<b>Total</b>
	<b>\$</b>	<b>\$</b>	<b>\$</b>
Opening balance	356	3,068	3,424
Additions	-	-	-
Depreciation	170	1,473	1,643
Closing	186	1,595	1,781

<b>2021</b>	<b>Training Equipment</b>	<b>Office Equipment</b>	<b>Total</b>
	<b>\$</b>	<b>\$</b>	<b>\$</b>
Opening balance	685	5,900	6,585
Additions	-	-	-
Depreciation	329	2,832	3,161
Closing	356	3,068	3,424



**Notes to the financial statements**  
**For the Year Ended 31 May 2022**

**10 Related party transactions**

		2022	2021
		\$	\$
Related Party	Description of the Transaction	Value of transactions	Value of transactions
2021 Softball Limited (S2021)	S2021 is a Related Party as Mr Duncan Enoke is a Director of that entity and SNZ. The MBIE investment agreement for delivery of the 2021 Men's Softball World Cup (now postponed until 2022) is with SNZ who pay the funds received from this agreement to S2021.	-	-

**11 Key Management Personnel**

The key management personnel, as defined by PBE IPSAS 20 Related Party Disclosures, are the members of the governing body which is comprised of the Board Members, the Chief Executive Officer and the Softball Manager. There is currently seven board members serving. No board members receive remuneration. The aggregate remuneration of key management personnel and the number of individuals, determined on a full-time equivalent basis, receiving remuneration is as follows:

	2022	2021
	\$	\$
Total Remuneration	230,159	223,754
Number of Persons	2	2

**12 Remuneration and compensation to close family members of key management personnel**

During the reporting period, total remuneration and compensation of \$65,496 (2021: \$62,377) was provided by SNZ to employees who are close family members of key management personnel.

**13 Leases**

As at the reporting date, the Board Members have entered into the following non-cancellable operating leases:

	2022	2021
	\$	\$
Not later than one year	27,641	24,939
Later than one year and no later than five years	61,158	43,860
Later than five years	-	-
	<u>88,799</u>	<u>68,799</u>

**Notes to the financial statements**  
**For the Year Ended 31 May 2022**

**14 Categories of financial assets and liabilities**

The carrying amounts of financial instruments presented in the statement of financial position relate to the following categories of assets and liabilities:

	2022	2021
	\$	\$
<b>Financial assets</b>		
<i>Loans and receivables</i>		
Cash and cash equivalents	838,797	567,753
Short term investments	216,422	215,802
Receivables from exchange transactions	49,381	1,855
Receivables from non-exchange transactions	-	-
Investments	417,520	412,978
	<u>1,522,120</u>	<u>1,198,388</u>
<b>Financial liabilities</b>		
<i>At amortised cost</i>		
Trade and other creditors	66,786	39,714
Employee entitlements	48,585	58,760
	<u>115,371</u>	<u>98,474</u>

**15 Capital commitments**

There were no capital commitments at the reporting date. (2021: \$Nil).

**16 Contingent assets and liabilities**

There are no contingent assets or liabilities at the reporting date. (2021: \$Nil).

**17 Events after the reporting date**

The Board Members and management is not aware of any other matters or circumstances since the end of the reporting period, not otherwise dealt with in these financial statements that have significantly or may significantly affect the operations of the SNZ. (2021: \$Nil).





# Independent Auditor's Report

---

Grant Thornton New Zealand Audit Limited  
L15 Grant Thornton House  
215 Lambton Quay  
PO Box 10712  
Wellington 6143  
T +64 4 474 8500  
www.grantthornton.co.nz

To the Members of the New Zealand Softball Association Incorporated

## Report on the Audit of the Financial Statements

### Opinion

We have audited the financial statements of the New Zealand Softball Association Incorporated (the "Association") on pages 3 to 16 which comprise the statement of financial position as at 31 May 2022, and the statement of comprehensive revenue and expense, statement of changes in net assets and statement of cash flows for the year then ended, and notes to the financial statements, including a summary of significant accounting policies.

In our opinion, the accompanying financial statements present fairly, in all material respects, the financial position of the Association as at 31 May 2022 and its financial performance and cash flows for the year then ended in accordance with Public Benefit Entity International Public Sector Accounting Standards Reduced Disclosure Regime (Not-For-Profit) issued by the New Zealand Accounting Standards Board.

### Basis for Opinion

We conducted our audit in accordance with International Standards on Auditing (New Zealand) (ISAs (NZ)) issued by the New Zealand Auditing and Assurance Standards Board. Our responsibilities under those standards are further described in the *Auditor's Responsibilities for the Audit of the Financial Statements* section of our report. We are independent of the Association in accordance with Professional and Ethical Standard 1 *International Code of Ethics for Assurance Practitioners (including International Independence Standards) (New Zealand)* issued by the New Zealand Auditing and Assurance Standards Board, and we have fulfilled our other ethical responsibilities in accordance with these requirements. We believe that the audit evidence we have obtained is sufficient and appropriate to provide a basis for our opinion.

### Other Information Other than the Financial Statements and Auditor's Report thereon

The Directors are responsible for the other information. The other information obtained at the date of this auditor's report is the President's Report, Chairman's Report and Chief Executive's Report, but does not include the financial statements and our auditor's report thereon.

Our opinion on the financial statements does not cover the other information and we do not express any form of audit opinion or assurance conclusion thereon.

In connection with our audit of the financial statements, our responsibility is to read the other information and, in doing so, consider whether the other information is materially inconsistent with the financial statements, or our knowledge obtained in the audit, or otherwise appears to be materially misstated.

If, based on the work we have performed on the other information obtained prior to the date of this auditor's report, we conclude that there is a material misstatement of this other information, we are required to report that fact. We have nothing to report in this regard.

#### **Board Member's Responsibilities for the Financial Statements**

The Board Members are responsible on behalf of the Association for the preparation and fair presentation of these financial statements in accordance with Public Benefit Entity International Public Sector Accounting Standards Reduced Disclosure Regime issued by the New Zealand Accounting Standards Board, and for such internal control as those charged with governance determine is necessary to enable the preparation of financial statements that are free from material misstatement, whether due to fraud or error.

In preparing the financial statements, those charged with governance on behalf of the entity are responsible for assessing the Association's ability to continue as a going concern, disclosing, as applicable, matters related to going concern and using the going concern basis of accounting unless the Board Members either intend to liquidate the Association or to cease operations, or have no realistic alternative but to do so.

#### **Auditor's responsibilities for the Audit of the Financial Statements**

Our objectives are to obtain reasonable assurance about whether the financial statements as a whole are free from material misstatement, whether due to fraud or error, and to issue an auditor's report that includes our opinion. Reasonable assurance is a high level of assurance but is not a guarantee that an audit conducted in accordance with ISAs (NZ) will always detect a material misstatement when it exists. Misstatements can arise from fraud or error and are considered material if, individually or in the aggregate, they could reasonably be expected to influence the economic decisions of users taken on the basis of these financial statements.

A further description of the auditor's responsibilities for the audit of the financial statements is located on the External Reporting Board's website at: <https://www.xrb.govt.nz/assurance-standards/auditors-responsibilities/audit-report-8/>

#### **Restriction on use of our report**

This report is made solely to the members, as a body. Our audit work has been undertaken so that we might state to the members, as a body, those matters which we are required to state to them in an auditor's report and for no other purpose. To the fullest extent permitted by law, we do not accept or assume responsibility to anyone other than the Association its members, as a body for our audit work, for this report or for the opinion we have formed.

#### **Grant Thornton New Zealand Audit Limited**

*Grant Thornton*

**Wellington**

**22 July 2022**